

# The Influencing Factors of Nonfiction or Fiction Literature Preferences Determined by High School Students

In Conejo Valley Schools

# Importance

- Digital Media
- SAT Score Decline
- College
- Build Vocabulary



# Existing Scholarship

- Adults non-narratives and narratives <sup>1</sup>
  - Likert scale
- Gender's impact on reading interests and habits <sup>2</sup>

1. Chen, Su-Yen. (2009). Functions of reading and adults' reading interests. *Reading Improvement*, 46(2), 108-116.

2. Summers, K. (2013). Adult reading habits and preferences in relation to gender differences. *Reference & User Services Quarterly*, 52(3), 243-249).

# Existing Scholarship Cont.

- Self-selection<sup>3</sup>
- Positivity came from parent involvement<sup>4</sup>
  - Ownership and availability

3. Creel, S. (2015). The impact of assigned reading on reading pleasure in young adults. *Journal of Research on Libraries & Young Adults*.

4. Heyman, N. (2016). Influential factors on the reading attitude of young adults. Ghent University

# Research Questions

- Is the consumption of nonfiction or fiction merely preferential?
- If readers are influenced by events and interactions, what were those outside factors that affect literature content and consumption?

# Outside Factors of Content Consumption

- Recommendations
- Attitudes
- Classroom
- Availability
- Involvement
- Gender



# Methods

- General Survey
- Interviews  
(Volunteers)
- Additional Survey
- IRB Approved

Authors Familiarity

QUESTIONS RESPONSES 17

### Author Familiarity

A continuation of the Choices in Literature Survey (only for interview respondents).

Choose some of the authors that are familiar to you. \*

- J.K. Rowling
- Lois Lowry
- R.G. Balavage
- Philip Pullman
- Elizabeth Smith

This screenshot shows a survey interface for 'Author Familiarity'. The top navigation bar is purple with a back arrow, the title 'Authors Familiarity', a folder icon, a star icon, and a 'SEND' button. Below the navigation bar, there are tabs for 'QUESTIONS' and 'RESPONSES' with a count of '17'. The main content area has a white background and contains the survey title 'Author Familiarity', a subtitle 'A continuation of the Choices in Literature Survey (only for interview respondents)', and a question 'Choose some of the authors that are familiar to you. \*'. The question is followed by a list of five authors with checkboxes: J.K. Rowling, Lois Lowry, R.G. Balavage, Philip Pullman, and Elizabeth Smith. A right-hand sidebar contains icons for a plus sign, a list, a document, a video, and a menu.

Choices in Literature

QUESTIONS RESPONSES 194

### Choices in Literature

Section 1 of 4

These questions will help my research on different preferences in literature regarding high school students. Thank you for participating! Keep in mind your responses will be recorded as anonymous.

I am a... \*

- Female
- Male
- Prefer not to say

This screenshot shows a survey interface for 'Choices in Literature'. The top navigation bar is purple with a back arrow, the title 'Choices in Literature', a folder icon, a star icon, and a 'SEND' button. Below the navigation bar, there are tabs for 'QUESTIONS' and 'RESPONSES' with a count of '194'. The main content area has a white background and contains the survey title 'Choices in Literature', a subtitle 'Section 1 of 4', and a question 'I am a... \*'. The question is followed by a list of three options with radio buttons: Female, Male, and Prefer not to say. A right-hand sidebar contains icons for a plus sign, a list, a document, a video, and a menu.

# Survey Contents

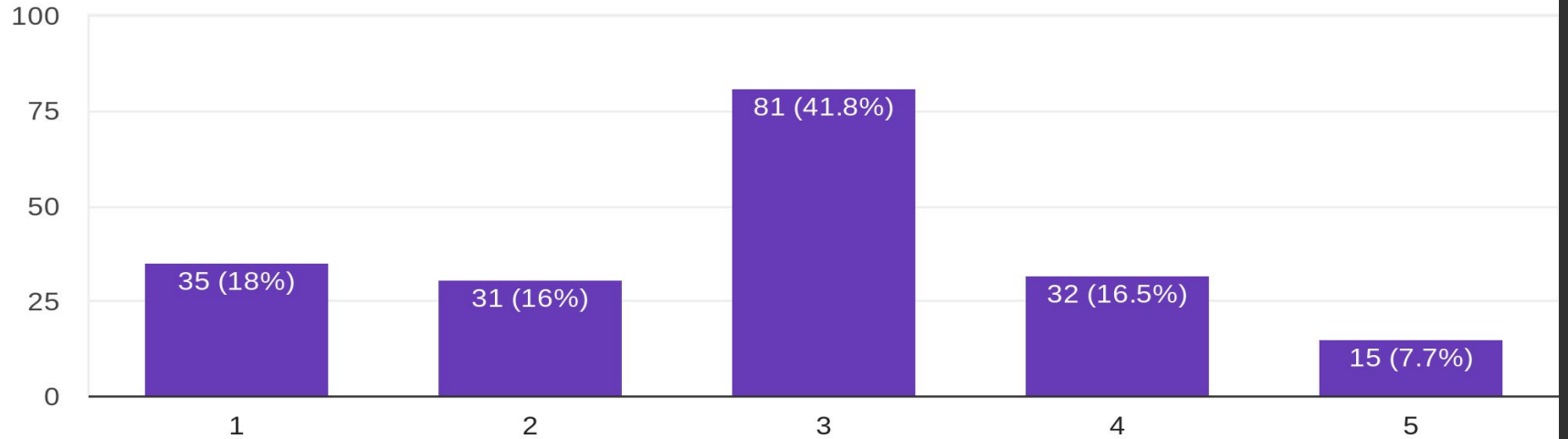
- Identifying Questions
  - Age
  - Gender
  - School/Grade Level
  - Literature preferences
- Opinion of Reading
  - Why do you read?
  - Define nonfiction/fiction
  - Stereotypes
  - Involvement



# Gender

Girls read more than boys (put your response to the statement).

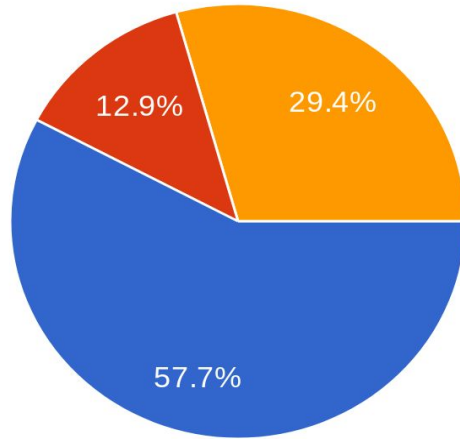
194 responses



# Literature Preferences

Do you feel that you have a preference of either fiction or nonfiction literature?

194 responses

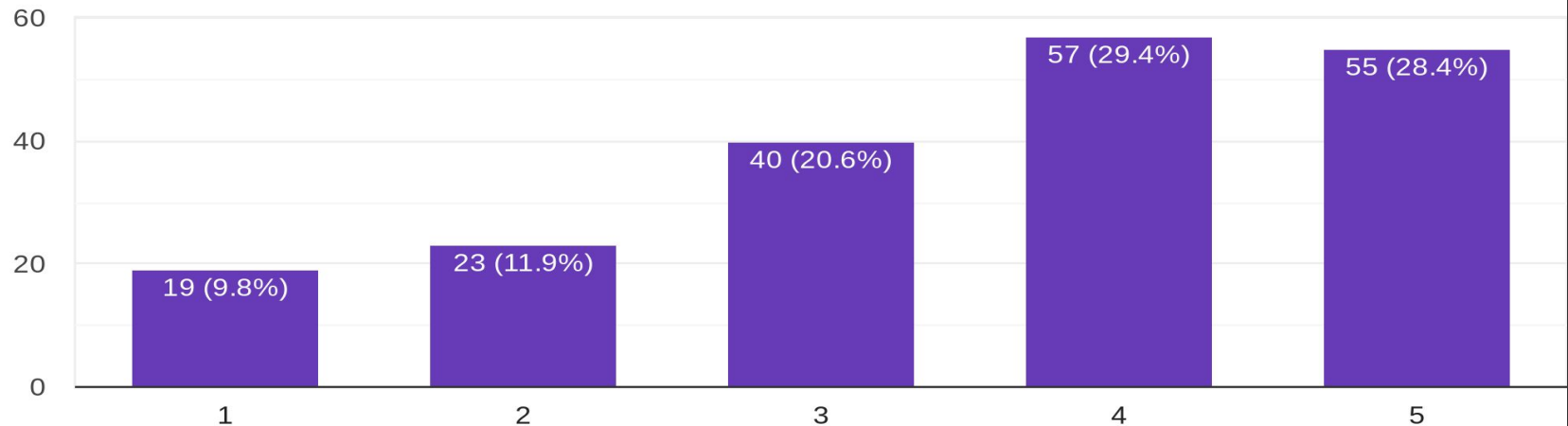


- I prefer fiction
- I prefer nonfiction
- I enjoy reading both of these genres

# Involvement

When I am reading an interesting story or novel, I imagine how I would feel if the events or story were happening to me.

194 responses



# Interview Responses

- 11/17 knew at least 4 or more authors
- Positive experience parent reading
- Mainly fiction assigned in-class
- 12 prefer fiction, 3 nonfiction

# Student Interview Responses

- Westlake student: “I would visit the library more if there was a Starbucks inside, as Barnes and Noble has.”
- Newbury student: “... if my teachers offered extra credit for going.”

# Results and Discussion

- 82.2% prefer screens
- Read most when stories are enjoyable
- 88.7% prefer fiction
- Involvement, Availability, Attitudes,  
Classroom

# Limitations

- Communicating with Conejo Valley Schools
- Low number of interview respondents
- Contacting interview respondents

# Future Research

- A wider base of data/more respondents
- Focusing on one factor instead of few questions focusing on more factors



# Conclusions

- Provide social component
- Encourage readers to talk about their books to peers



# Acknowledgements

- Nancy Loman
- Dr. Swanson
- Marylie W. Gerson
- Linda Parsons
- Caroline Clark

# The Influencing Factors of Nonfiction or Fiction Literature Preferences Determined by High School Students

In Conejo Valley Schools